



**TECHNICAL SPECIFICATIONS.**

# CONTENT

## DATA DELIVERY

General	Page	3
Image	Page	3
HTML5	Page	3
HTML5 ClickTag	Page	4
Rich Media	Page	5-6
CPU usage	Page	7
SSL	Page	7

## DISPLAY ADVERTISING FORMATS

Medium Rectangle	Page	8
HalfpageAd	Page	8
Rectangle	Page	8
Overlay	Page	8
Superbanner	Page	9
XXL Superbanner	Page	9
Skyscraper	Page	9
Dynamic Sitebar	Page	9
XXL Skyscraper	Page	10
Billboard	Page	10
BanderoleAd	Page	10
TandemAd	Page	10
AdBundle	Page	11
Wallpaper	Page	11
FireplaceAd	Page	11
Homepage Takeover	Page	11

## MOBILE ADVERTISING FORMATS

MMA Banner	Page	12
MMA Banner Sticky	Page	12
Mobile HalfpageAd	Page	12
Mobile Overlay	Page	13
Mobile Interscroller	Page	13

## NATIVE

Advertorial	Page	14
Whitepaper	Page	15
NativeAd In – Teaser	Page	16
NativeAd In – Content	Page	17
NativeAd Out – Teaser	Page	18
NativeAd Out – Content	Page	18

## VIDEO

InPage – VideoAd	Page	19
------------------	------	----

## NEWSLETTER – CONSTRUCTION | CLEANING | MEAT INDUSTRY | CRAFT | HEALTH&CARE

ContentAd	Page	20
Medium Rectangle	Page	20
FullAd	Page	20
Billboard	Page	20

## NEWSLETTER – HOTEL INDUSTRY

ContentAd	Page	21
Medium Rectangle	Page	21
FullAd	Page	21
Billboard	Page	21

## NEWSLETTER – Specials

Exclusive sponsorship	Page	22
Standalone	Page	22

## CONTACT

Page	23
------	----

# DATA DELIVERY

---

## General

Information on the assignment of the advertising medium

- Customer name
- Campaign name
- Advertising format
- Booking period

## Image

It is a common image file, which is displayed by any computer without special programs. Delivery is guaranteed.

- Data delivery:**
- Static JPG, GIF, PNG or animated GIF
  - Target URL
  - 3 business days before campaign launch

## Delivery address

- [admanagement@holzmann-medien.de](mailto:admanagement@holzmann-medien.de)
- Please note the respective deadlines for data delivery.

## HTML5

### Data delivery:

- Zip file (The zip file must contain an index.html file as a starting point and all included scripts as well as all elements contained in the zip file must be relatively linked)
- Target URL
- 3 business days before campaign launch

### Please note:

To make HTML5 ad media as simple and compatible as possible, it is recommended that you adhere to the following implementation recommendations:

- Only one HTML file with the name index.html per ad media
- All files must be located in a common path per ad media.
- All files must be included relatively (e.g. src="js/scripts.js").  
The only exception are external resources such as frameworks, these must be included absolutely with the complete domain
- For click tracking, a ClickTag must be integrated

# DATA DELIVERY

## HTML5 – ClickTag

The notation for ClickTags is: clicktag

The notation for Multi-ClickTags is: clicktag, clicktag1, clicktag2 <n>

The following lines of code are to be included in the HTML5 ad to pass the ClickTags. The function returns all GET parameters passed to the file:

### Option 1

```
<html>
<head>
<script>
function mytag()
{
window.open(clicktag,"_blank")
}
</script>
</head>
<body>
<a href="#" onclick="mytag();" >
<div id="container1"
style="width: 300px; height:
250px"> </div>
</a>
</body>
</html>
```

### Option 2

```
<html>
<head></head>
<body>
<a href="#clicktag"
id="clicktag" target="_blank">
<div id="container1"
style="width: 300px; height:
250px"> </div>
</a>
<script>
document.
getElementById('clicktag').
setAttribute('href', clicktag);
</script>
</body>
</html>
```

### Please note

If you define the banner or the ClickTag via a tool, the appropriate settings must be made here; adding a click tag manually has no effect.

Example HTML and assignment of links:

2 HTML links without assigned links:

```
<html>
</head>
<body>
<a href="#clicktag" id="clicktag" target="_blank">
<div id="container1" style="width: 300px; height: 250px"> </div>
</a>
<a href="#clicktag1" id="clicktag1" target="_blank">
<div id="container2" style="width: 300px; height: 250px"> </div>
</a>
<script> document.getElementById('clicktag').setAttribute('href',
clicktag);
document.getElementById('clicktag1').setAttribute('href', click-
tag1);
</script>
</body>
</html>
```

These Javascript lines can then be used to assign the ClickTag to the HTML elements:

```
<script>
function xyz()
{
window.open(clicktag,"_blank")
}</script>
```

# DATA DELIVERY

## RichMedia

The following requirements must be met for the correct inclusion or click counting of RichMedia <advertising>.

**Delivery:** The RichMedia <ad media> to be deposited always consists of an independent HTML<fragment> which is delivered basically without header <HTML><HEAD><TITLE><META><BODY>. Additionally, any number of files can be uploaded. These are referenced via a placeholder %file:FILENAME% in the RichMedia code (the placeholder is automatically replaced by the URL to the file on delivery).

Example:  
File name: grafik.jpg!  
Referencing: %file:grafik.jpg%!

**Click count:** Fixed, absolute URLs are automatically recognized and provided with the click count.  
The following placeholders are also available for click counting:

- a.) %clickurl:e% for the ADITION click URL encoded
- b.) %clickurl% for the ADITION click URL not encoded
- c.) %clickurl:u% for the ADITION click URL not encoded

The URL of the landing page is the URL specified in the ,ClickURL' field in the ad media form. In case multiple target URLs are used, they can be appended directly after the placeholders correctly encoded.

Example:

```
<a href=http://www.url.de>link 1</a>
```

or with multiple target URLs:

```
<script language="JavaScript"> <!--  
//wird automatisch ersetzt  
document.write('a href="%clickurl%" +  
escape('http://www.url1.de') + " target="_blank">link 1</a>');  
document.write('a href="%clickurl%" +  
escape('http://www.url2.de') + " target="_blank">link 2</a>');  
//-->  
</script>
```

### Notice:

Links that are addressed through Javascript should be stored in a variable at the beginning of the <SCRIPT> block, and subsequently only addressed through it. The entire ad should be enclosed in a <TABLE> element whose height and width are fixed to the size of the ad.



## DATA DELIVERY

---

**CPU utilization:**

Elaborate animations in the ad media lead to increased CPU usage, which results in the website being limited and slow. The CPU usage for ad media should not exceed 25%.

**SSL encryption:**

- We would like to point out that from now on all components of a campaign (script, iFrame, redirect tags, agency counting pixels and other externally hosted resources) must be delivered as HTTPS-compatible components in order to be able to exclude display and measurement errors with regard to violations of security settings of the different browsers across websites.
- For this purpose, it must be ensured that all resources are hosted on SSL-certified servers. Please therefore check whether the systems you use for hosting the ad media provide this option as standard.



### Medium Rectangle

Prominent placement in the content of the website, central and in the user's field of vision.

- Dimension:** 300 x 250 pixel
- File formats:** gif, jpg, png, HTML5
- File size:** 120 kB per file; HTML5: 150 kB per element
- 3rd Party AdTag:** JavaScript / Iframe / SSL encrypted
- Delivery:** cross-device (all devices)
- Data delivery:** 3 business days before campaign launch



### HalfpageAd

By integrating it into the content area of the site, the user's eye falls on this striking advertising format.

- Dimension:** 300 x 600 pixel
- File formats:** gif, jpg, png, HTML5
- File size:** 120 kB per file; HTML5: 150 kB per element
- 3rd Party AdTag:** JavaScript / Iframe / SSL encrypted
- Delivery:** cross-device (all devices)
- Data delivery:** 3 business days before campaign launch



### Rectangle

Placement in the content area of the website.

- Dimension:** 300 x 100 pixel
- File formats:** gif, jpg, png, HTML5
- File size:** 120 kB per file; HTML5: 150 kB per Element
- 3rd Party AdTag:** JavaScript / Iframe / SSL encrypted
- Delivery:** cross-device (all devices)
- Data delivery:** 3 business days before campaign launch



### Overlay

An overlay is a large-scale advertising format and has unlimited scope for design. The overlay is displayed directly above the content when a user visits the website. The advertising format can be closed by the user. The mobile overlay is the ideal addition.

- Dimension:** 300-550 x 250-400 pixel
- File formats:** gif, jpg, png, HTML5
- File size:** 120 kB per file; HTML5: 150 kB per element
- Delivery:** desktop + tablet
- Data delivery:** 3 business days before campaign launch





### Superbanner/ Sticky Superbanner

**Superbanner:** Attention-grabbing ad medium with presence in the banner bar. Placed in the immediately visible area with creative design freedom.

**Sticky Superbanner:** Ad medium is placed at the footer of the website and remains stuck in the visible area of the website when scrolling. The ad medium can be closed by the user.

**Dimension:** 728 x 90 pixel

**File formats:** gif, jpg, png, HTML5

**File size:** 120 kB per file; HTML5: 150 kB per element

**3rd Party AdTag:** JavaScript / Iframe / SSL encrypted

**Delivery:** desktop + tablet

**Data delivery:** 3 business days before campaign launch



### XXL Superbanner

Superbanner variant in oversize.

**Dimension:** 728 x 250 pixel

**File formats:** gif, jpg, png, HTML5

**File size:** 120 kB per file; HTML5: 150 kB per element

**3rd Party AdTag:** JavaScript / Iframe / SSL encrypted

**Delivery:** desktop + tablet

**Data delivery:** 3 business days before campaign launch



### Dynamic Sitebar

The Dynamic Sitebar runs on the right skyscraper space in the always visible area. When scrolling, the Dynamic Sitebar runs automatically (sticky). The advertising format adapts to the respective screen size and thus dynamically uses the maximum available space to the right of the website.

**Dimension:** 300 x 600 pixel scalable

**File formats:** Physical or redirect (iframe) - Prefers redirect; GIF / JPEG as fallback (300x600), size 100% dynamic, max. kB initial load 150 KB, max. kB downstream load 2 MB; HTML5 (only for physical delivery): 150 kB per element.

**3rd Party AdTag:** JavaScript / Iframe / SSL-encrypted

**Delivery:** desktop

**Data delivery:** 5 business days before campaign launch



### Skyscraper

Placement on the right or left screen; remains in the user's field of vision when scrolling.

**Dimension:** 120-160 x 600 pixel

**File formats:** gif, jpg, png, HTML5

**File size:** 120 kB per file; HTML5: 150 kB per element

**3rd Party AdTag:** JavaScript / Iframe / SSL encrypted

**Delivery:** desktop

**Data delivery:** 3 business days before campaign launch



## XXL Skyscraper

Skyscraper option in oversize.

**Dimension:** 300 x 600 pixel

**File formats:** gif, jpg, png, HTML5

**File size:** 120 kB per file; HTML5: 150 kB per element

**3rd Party AdTag:** JavaScript / Iframe / SSL encrypted

**Delivery:** desktop

**Data delivery:** 3 business days before campaign launch



## Billboard

Large format, positioned between navigation and content with plenty of space for design and information – a prominent stage for your advertising message.

**Dimension:** 940 x 250 pixels

**File formats:** gif, jpg, png, HTML5

**File size:** 120 kB per file; HTML5: 150 kB per element

**3rd Party AdTag:** JavaScript / Iframe / SSL encrypted

**Delivery:** desktop

**Data delivery:** 3 business days before campaign launch



## BanderoleAd

The ad medium is located in the directly visible area and lays itself across the homepage like a stripe for a certain time. The BanderoleAd is effective and extremely attention-grabbing. The advertisement can be closed by the user.

**Dimension:** 770 x 250 pixel

**File formats:** gif, jpg, png

**File size:** 120 kB per file

**Delivery:** desktop

**Data delivery:** 5 business days before campaign launch



## TandemAd

A TandemAd refers to the simultaneous playout of two advertising formats within the same page impression, whereby both advertising media can interact with each other graphically and textually, thus offering a wide range of design options.

**Dimension:** see single formats

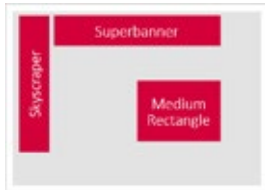
**File formats:** gif, jpg, png, HTML5

**File size:** 120 kB per file; HTML5: 150 kB per element

**3rd Party AdTag:** JavaScript / Iframe / SSL-encrypted

**Delivery:** desktop

**Data delivery:** 5 business days before campaign launch



### AdBundle

The AdBundle refers to the (joint) delivery of three different classic ad media and serves an extremely strong perception. The deliveries of ad media of an AdBundle do not have to be seen within the same PageImpression, but are from the same advertiser and share a common volume.

- Dimension:** see single formats
- File formats:** gif, jpg, png, HTML5
- File size:** 120 kB per file; HTML5: 150 kB per element
- 3rd Party AdTag:** JavaScript / Iframe / SSL-encrypted
- Delivery:** desktop
- Data delivery:** 5 business days before campaign launch



### Wallpaper

Combination of Superbanner and Skyscraper. The format frames the website on the top and right side. Wallpapers usually color the side margin of the website. An attention-grabbing ad medium that greatly increases recognition value.

- Dimension:** Superbanner: 728 x 90 pixel
- Skyscraper:** 120-160 x 600 pixel
- File formats:** gif, jpg, png, HTML5
- File size:** 120 kB per file; HTML5: 150 kB per element
- Background color:** Yes – a hex code can be supplied for the background
- Clickable Background:** Yes – a separate ClickCommand can be supplied for the background
- 3rd Party AdTag:** JavaScript / Iframe / SSL-encrypted
- Delivery:** desktop
- Data delivery:** 5 business days before campaign launch



### FireplaceAd

Placement frames the content from three sides. The FireplaceAd is a generous format that stays in the user's field of vision for a long time and increases attention to the advertising message. It's an ideal addition to the Billboard.

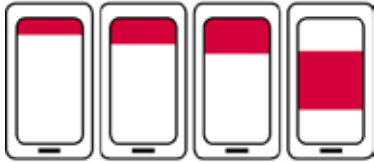
- Dimension:** Superbanner: 1282 x 90 pixel
- Skyscraper:** 120-160 x 600 pixel
- File formats:** gif, jpg, png, HTML5
- File size:** 120 kB per file; HTML5: 150 kB per element
- Background color:** Yes – a hex code can be supplied for the background
- Clickable Background:** Yes – a separate ClickCommand can be supplied for the background
- 3rd Party AdTag:** JavaScript / Iframe / SSL-encrypted
- Delivery:** desktop
- Data delivery:** 5 business days before campaign launch



### Homepage Takeover

Attention-grabbing combination of FireplaceAd and Billboard.

- Dimension:** Superbanner: 1282 x 90 pixel
- Skyscraper:** 120-160 x 600 pixel
- Billboard:** 940 x 250 pixel
- File formats:** gif, jpg, png, HTML5
- File size:** 120 kB per file; HTML5: 150 kB per element
- Background color:** A hex code for the background color can be supplied
- Clickable background:** A separate ClickCommand for the background can be supplied
- 3rd Party AdTag:** JavaScript / Iframe / SSL-encrypted
- Delivery:** desktop
- Data delivery:** 5 business days before campaign launch



### Mobile MMA Banner

Mobile banner that guarantees high attention in the visible area.

**MMA 6:1:** 300-320 x 50 pixel

**MMA 4:1:** 300-320 x 75 pixel

**MMA 2:1:** 300-320 x 150 pixel

**MMA 1:1:** 300-320 x 250 pixel (Medium Rectangle)

**File format:** jpg, gif, HTML5

**3rd Party AdTag:** JavaScript/Iframe/SSL-encrypted

**File size:** 40 kB per file; HTML5: 150 kB per element

**Data delivery:** 3 business days before campaign launch



### Mobile HalfpageAd

Attention-grabbing ad medium in the content area of the site. The user's gaze falls on the strikingly large advertising format.

**Dimension:** 300 x 600 pixel

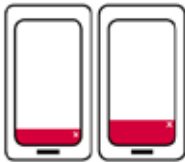
**File format:** jpg, gif, HTML5

**3rd Party AdTag:** JavaScript/Iframe/SSL encrypted

**File size:** 40 kB per file; HTML5: 150 kB per element

**Data delivery:** 3 business days before campaign launch

### Mobile MMA Banner sticky



Attention-grabbing ad medium that is fixed on the screen in the user's field of vision and does not leave the screen even when scrolling. The ad medium can be closed by the user.

**MMA 6:1 sticky:** 300-320 x 50 pixel

**MMA 4:1 sticky:** 300-320 x 75 pixel

**File format:** jpg, gif, HTML5

**3rd Party AdTag:** JavaScript/Iframe/SSL-encrypted

**File size:** 40 kB per file; HTML5: 150 kB per element

**Data delivery:** 3 business days before campaign launch



### Mobile Overlay

The overlay is displayed directly above the content when the website is called up and can be closed by the user. It's an ideal addition to the Overlay.

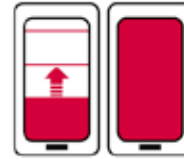
**Dimension:** 300 x 250-300 pixel

**File format:** jpg, gif, HTML5

**3rd Party AdTag:** JavaScript/Iframe/SSL encrypted

**File size:** 40 kB per file; HTML5: 150 kB per element

**Data delivery:** 3 business days before campaign launch



### Mobile Interscroller

Particularly attention-grabbing form of advertising. Ad media lies behind the content and is displayed by scrolling in the viewing window of the advertising placement and is fully exposed in the process. Not only communicates an advertising message, but also guarantees high brand awareness. Ensures full user attention for a few seconds.

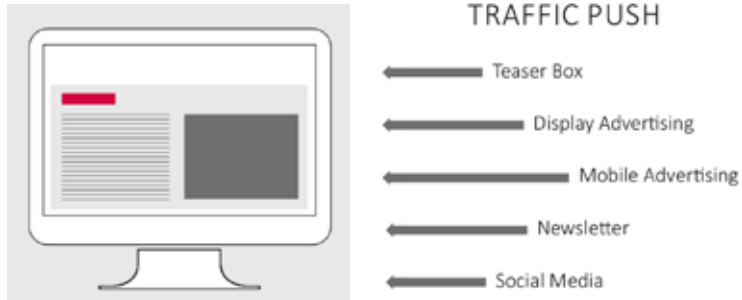
**Dimension:** 300 x 600 pixel

**File formats:** jpg, gif, HTML5

**3rd Party AdTag:** JavaScript/Iframe/SSL-encrypted

**File size:** 40 kB per file; HTML5: 150 kB per element

**Data delivery:** 3 business days before campaign launch



### Data delivery

**Content:** The text material can be delivered as a Word document or as a txt file. The overall layout must be recognizable. The text length is basically not limited. However, for optimal performance, a too long scrolling distance for the user should be avoided. If necessary, we solve this by means of one or more subsites. Links and the positioning of image material must be marked accordingly in advance. Please do not deliver pdf documents.

**Images:** Images can be delivered in jpg or png format. A file size of 25-50 kB per file should not be exceeded. Large files worsen the loading time of the page and harm the performance.

**Video material:** MP4 or YouTube link

We build an exclusive microsite (= content page) for you with the look & feel of the website. The microsite will be designed according to your wishes – you can integrate numerous information and content such as images, files, videos and links.

The microsite will be available on the chosen website for a minimum period of 4 weeks. The advertorial is flanked by numerous traffic push measures to redirect our users to the microsite.

You will find your individual Traffic Push in the order confirmation.

The following **Traffic Push** elements can be included:

- Fixed TeaserBox (ROS)
- Display Advertising
- Mobile Advertising
- Newsletter ContentAds
- Social media posts

**Logo:** Place your company logo as branding in the upper part of the microsite in jpg or png format

**Links:** URL to landing page  
A ClickCommand can be supplied for tracking purposes

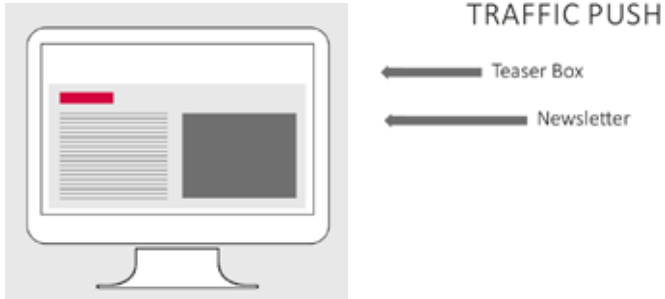
General: No redirects can be used

**Data delivery:** 14 days before campaign launch

### Documentation:

After the end of the runtime you will receive a detailed documentation about:

- PageImpressions of the microsite
- Clicks on images and links
- Traffic push analysis of the accompanying measures



### Data delivery

**Content:** The text material can be delivered as a Word document or as a txt file. The text length is basically not limited, but we recommend as little text as possible to keep the user's scrolling distance low.

**File format for download:** pdf

**Image:** 580 x 360 pixel

**Logo:** max. 150 pixel high

**File format images:** gif, jpg, png- no animated graphics

**File size:** max. 120 kB

**Links:** URL to landing page  
For tracking purposes, a ClickCommand can be supplied

We build an exclusive microsite (content page) for the whitepaper. Here you can insert images, files, videos, links and of course the whitepaper. The collected leads will be passed on to you at the end of the term.

You will find your individual Traffic Push in the order confirmation.

The following Traffic Push elements can lead to the whitepaper:

- TeaserBox (ROS)
- Newsletter ContentAds

**General:** No redirects can be used

### Documentation:

At the end of the runtime, you will receive detailed documentation about:

- PageImpressions of the microsite
- Clicks on images and links
- Traffic push analysis of the flanking measures

**Leads:** You will receive the leads from us automatically after the end of the runtime

**Data delivery:** 14 days before campaign launch

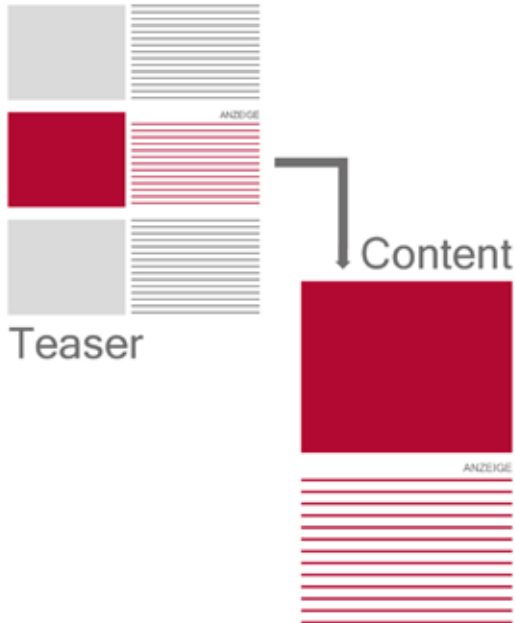


Image-text ad designed in the look and feel of an editorial article and marked as an ad. The placement is in the sidebar (teaser column). The NativeAd In links to a microsite (content page) where you can embed text, images, videos and links.

**Data delivery - Teaser:**

**Headline:** max. 40 characters (including spaces)

**Teaser image:** 300 x 200 pixel

**Text:** max. 150 characters as continuous text (including spaces)

**Linking:** URL to landing page

**Data delivery - Microsite:**

**Content:** The text material can be delivered as a Word document or as a txt file. The overall layout must be recognizable. The text length is basically not limited. However, for optimal performance, too long a scrolling distance for the user should be avoided. Links and the positioning of image material must be marked accordingly in advance. Please do not deliver pdf formats.

**Images:** Images can be delivered in jpg or png format.

A file size of 25-40 kB per file should not be exceeded. Large files worsen the loading time of the page and harm the performance.

**Video material:** MP4 or YouTube link

**Logo:** Place your company logo as branding at the top of the microsite in jpg or png format

**Links:** URL to landing page

A ClickCommand can be supplied for tracking purposes

**General:** No redirects can be used

**Data delivery:** 14 days before campaign launch






Image-text ad designed in the look and feel of an editorial article and marked as an ad. The placement takes place within the content. The NativeAd In links to a microsite (content page) where you can embed text, images, videos and links.

**Data delivery - Teaser:**

**Headline:** max. 40 characters (including spaces)

**Text:** max. 120 characters as continuous text (including spaces)

**Linking:** URL to the landing page

**Data delivery - Microsite:**

**Content:** The text material can be delivered as a Word document or as a txt file. The overall layout must be recognizable. The text length is basically not limited. However, for optimal performance, a long scrolling distance for the user should be avoided.

Links and the positioning of image material must be marked accordingly in advance. Please do not deliver pdf formats.

**Images:** Images can be delivered in jpg or png format.

A file size of 25-40 kB per file should not be exceeded. Large files worsen the loading time of the page and harm the performance.

**Video material:** MP4 or YouTube link


**Logo:** Place your company logo as branding at the top of the microsite in jpg or png format.

Links: URL to landing page

A ClickCommand can be supplied for tracking purposes

**General:** No redirects can be used

**Data delivery:** 14 days before campaign launch



### NativeAd Out – Teaser

Image-text ad designed in the look and feel of an editorial article and marked as an ad. The placement is within the sidebar. The NativeAd Out links to an external landing page (e.g. company website).

Data delivery Teaser:


**Headline:** max. 40 characters (including spaces)

**Teaser image:** 300 x 200 pixel

**Text:** max. 150 characters as continuous text (including spaces)

**Linking:** URL to landing page  
ClickCommands can be integrated

**Data delivery:** 5 business days before campaign launch



### NativeAd Out – Content

Image-text ad designed in the look and feel of an editorial article and marked as an ad. The placement takes place within the content. The NativeAd Out links to an external landing page (e.g. company website).

Data delivery Teaser:

**Headline:** max. 40 characters (including spaces)

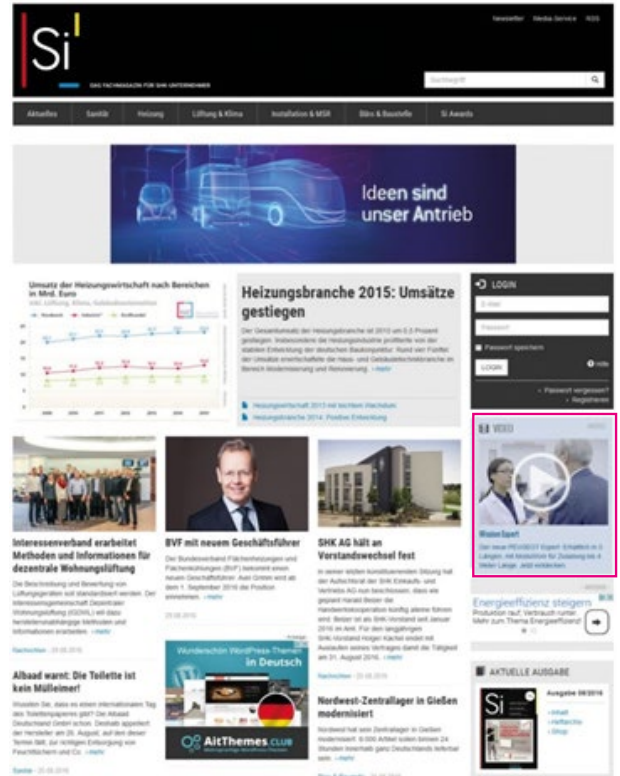
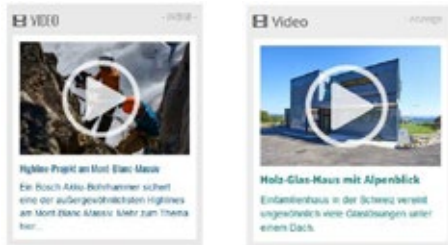
**Text:** max. 120 characters as continuous text (including spaces)

**Linking:** URL to landing page  
ClickCommands can be integrated

**Data delivery:** 5 business days before campaign launch

We integrate your video into the look & feel of the website. To draw users' attention to the VideoAd, we place a teaser on the homepage and subpages of the website. You choose the duration of the campaign.

- General:** Format: MP4 (You Tube integration possible, but cannot be tracked. Codec: H.264)
- Quality:** PAL, 720x405, 25 [fps], Progressive
- Audio:** AAC, 160 [kbit/s], 48 kHz, Stereo
- Bitrate:** VBR, 2-pass, target 1.50, max. 2.00 [Mbit/s].
- Length:** 30 seconds (recommended)
- Headline:** 35 characters
- Text:** 120 characters
- Linking:** URL to landing page (click commands can be integrated, no tracking pixels).
- Graphic:** Teaser image 720 pixel in 16:9 format- jpg, png or gif
- Info:** no 3rd party tags/redirect possible
- Data delivery:** 5 business days before campaign launch





**ContentAd**

Attention-grabbing ad with graphics in the content area of the newsletter. Here you have the possibility to place a picture or logo. In addition, you have a short description of the content and a link.

- Text:** 350 characters as continuous text (incl. spaces)
- Headline:** max. 50 characters (incl. spaces)
- Graphic:**
  - handwerk magazin-Unternehmertipp, handwerk magazin-Unternehmertipp spezial, handwerk magazin-Steuern&Recht: 240 x 190 pixel
  - Newsletter bwd report, GFF Report, sicht+sonnenschutz aktuell, rationell reinigen-Newsletter, R+WTextilservice aktuell, Die Fleischerei aktuell, Newsletter HCM aktuell: 190 x 150 pixel
  - DHZ Newsletter, Newsletter Si aktuell: 600 x 403 pixel

**Linking:** URL to landing page  
**File formats:** gif, png, jpg- no animated graphics  
**File size:** 40 kB  
**Additional info:** no 3rd party tags/redirect  
 no tracking pixels  
 ClickCommands can be integrated  
 Please note that you will not automatically receive a preview link, but only upon request  
**Data delivery:** 3 business days before campaign launch



**Medium Rectangle**

Placement in the editorial environment of the newsletter.

- Graphic:** 300 x 250 pixel
- Link:** URL to landing page
- Placement: Newsletter**
  - DHZ Newsletter
  - handwerk magazin-Unternehmertipp spezial
  - handwerk magazin-Steuern&Recht

**File formats:** gif, png, jpg- no animated graphics  
**File size:** 40 kB  
**Additional info:** no 3rd party tags/redirect  
 no tracking pixels  
 ClickCommands can be integrated  
 Please note that you will not automatically receive a preview link, but only upon request.  
**Data delivery:** 3 business days before campaign launch



**FullAd**

Image ad surrounded by editorial content.

- Graphic:** 468 x 60 pixel
- Linking:** URL to landing page
- File formats:** gif, png, jpg- no animated graphics
- File size:** 40 kB
- Additional info:** no 3rd party tags/redirect  
 no tracking pixels  
 ClickCommands can be integrated  
 Please note that you will not automatically receive a preview link, but only upon request.
- Data delivery:** 3 business days before campaign launch



**Billboard**

Large and prominent format with plenty of space for design and information surrounded by editorial content. This prominent format is exclusive, i.e. can be found only once in the newsletter.

- Graphic:** 600 x 240 pixel
- Link:** URL to landing page
- File formats:** gif, png, jpg- no animated graphics
- File size:** 40 kB
- Additional info:** no 3rd party tags/redirect  
 no tracking pixels  
 Click Commands can be integrated  
 Please note that you will not automatically receive a preview link, but only upon request.
- Data delivery:** 3 business days before campaign launch



### ContentAd

Attention-grabbing ad with graphics in the content area of the newsletter. Here you have the possibility to place a picture or logo. In addition, a short description of the content and a link are available.

**Text:** 350 characters as continuous text (incl. spaces)

**Headline:** max. 100 characters (incl. spaces)

**Graphic:** 580 x 360 pixel

**Linking:** URL to the landing page

**File formats:** gif, png, jpg- no animated graphics

**File size:** 40 kB

**Additional info:** no 3rd party tags/redirect  
no tracking pixel  
ClickCommands can be integrated  
Please note that you will not automatically receive a preview link, but only upon request.

**Data delivery:** 3 business days before campaign launch



### FullAd

Image ad, in the middle of the editorial content.

**Graphic:** 580 x 60 pixel

**Linking:** URL to landing page

**File formats:** gif, png, jpg - no animated graphics

**File size:** 40 kB

**Additional info:** no 3rd party tags/redirect  
no tracking pixels  
ClickCommands can be integrated  
Please note that you will not automatically receive a preview link, but only upon request.

**Data delivery:** 3 business days before campaign launch



### Medium Rectangle

Placement in the editorial environment of the newsletter.

**Graphic:** 300 x 250 pixel

**Link:** URL to landing page

**Placement:** Newsletter

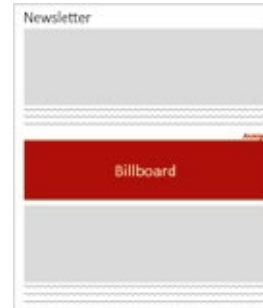
- DHZ Newsletter
- handwerk magazin-Unternehmertipp spezial
- handwerk magazin-Steuern&Recht

**File formats:** gif, png, jpg- no animated graphics

**File size:** 40 kB

**Additional info:** no 3rd party tags/redirect  
no tracking pixels  
ClickCommands can be integrated  
Please note that you will not automatically receive a preview link, but only upon request.

**Data delivery:** 3 business days before campaign launch



### Billboard

Large and prominent format with plenty of space for design and information surrounded by editorial content. This prominent format is exclusive, i.e. can only be found once in the newsletter.

**Graphic:** 580 x 240 pixel

**Link:** URL to landing page

**File formats:** gif, png, jpg- no animated graphics

**File size:** 40 kB


**Additional info:** no 3rd party tags/redirect  
no tracking pixel  
ClickCommands can be integrated  
Please note that you will not automatically receive a preview link, but only upon request.

**Data delivery:** 3 business days before campaign launch

## Exclusive sponsorship

Exclusive sponsorship of a newsletter. Branding with company logo and placement of a maximum of two ads (ContentAd, FullAd, Medium Rectangle or Billboard).


- Logo in header:** max. 150 pixel high
- Ad:** ContentAd, Medium Rectangle, FullAd or Billboard  
Specifications see individual formats
- File formats:** gif, jpg, png- no animated graphics
- File size:** 40 kB
- Additional info:** no 3rd party tags/redirect  
no tracking pixels  
ClickCommands can be integrated
- Data delivery:** 3 business days before campaign launch



## StandAlone Newsletter

Exclusive address of our subscribers in the look & feel of the newsletter. Your advertising message alone is the focus. The dispatch date is agreed individually. Particularly suitable for advertising messages that cannot be explained in 350 characters. The newsletter is marked as an advertisement.

- Teaser image:** 600 x 400 pixel
- File formats:** gif, jpg, png- no animated graphics
- File size:** 40 kB
- Text:** max. 1.500 characters
- Additional info:** no 3rd party tags/redirect  
no tracking pixel  
ClickCommands can be integrated
- Data delivery:** 5 business days before campaign launch



## CONTACT

---



**Barbara Hahn**

Campaign Manager Digital  
Phone +49 8247 354-247  
barbara.hahn  
@holzmann-medien.de



**Alina Hasenack**

Junior Campaign Manager  
Digital  
Phone +49 8247 354-223  
alina.hasenack  
@holzmann-medien.de